



FAIRTRADE
INTERNATIONAL

REGIONAL MONITORING REPORT, 16TH EDITION:

Asia and Pacific



About Fairtrade International

Fairtrade International is a non-profit, multi-stakeholder association that promotes fairer conditions for international trade, empowers small-scale farmers and workers, and fosters sustainable livelihoods. Fairtrade International develops and maintains the internationally-agreed Fairtrade Standards, owns the FAIRTRADE Mark, and supports the international Fairtrade system. Three regional Fairtrade Producer Networks representing almost 2 million farmers and workers co-own the international Fairtrade system, which also includes the independent certification body FLOCERT, and Fairtrade organisations in more than 25 countries that promote Fairtrade to business and consumers.

For more information, visit www.fairtrade.net/en



About FLOCERT

FLOCERT is a leading global assurance provider. Besides providing sole certification to Fairtrade, FLOCERT also offers an array of services to support companies in sourcing on fair principles, where no Fairtrade Standard applies. Founded in 2003, the company has six international offices, over 150 employees and more than 120 auditors worldwide.

For more information, visit www.flocert.net

Copyright Fairtrade International 2025

All rights reserved. None of the material provided in this publication may be used, reproduced, or transmitted, in whole or in part, in any form or by any means, electronic or mechanical, including photocopying, recording or the use of any information storage and retrieval system, without permission in writing from Fairtrade International. The material presented here is for informational purposes only. Fairtrade International grants permission to use the information for personal, non-commercial use, without any right to resell or redistribute information or to compile or create derivative works therefrom.

Editorial and Data team:

Harveen Kour, Gerrit Walter, Miyako Takahashi, Teodora Mihaljic, Amanda Fuller, Abdul Aziz Suleman, Surakshya Gautam, Emily deRiel, Gideon Balasingam.

Design/layout: Alberto Martínez, [Renderparty](#)

Co-Funding Information



Co-funded by the European Union

The Producer Satisfaction Survey and this publication were produced with the support of the European Union. The contents are the sole responsibility of Fairtrade International and do not necessarily reflect the views of the European Union.



FAIRTRADE
NETWORK OF ASIA &
PACIFIC PRODUCERS

NAPP, the Network of Asia and Pacific Producers, was established in 2014 and represents all Fairtrade certified farmers and workers across the Asia Pacific region. All these producers share ownership of the Fairtrade system and have an equal voice in all decisions that affect them. As a Producer Network, NAPP ensures their voice is heard in the system.

For more information visit www.fairtradenapp.org/

Cover Photo: A portrait of Meri Kusumawati (21 years old) during picking coffee cherries. She is one of young generation who continue their life as coffee farmers in Kayumas village, Stibondo, East Java, Indonesia. Meri and her husband now own their own land for coffee plantation.

Introduction

The Network of Asia and Pacific Producers is a regional association that Fairtrade certified Producer Organisations may join if they wish. They represent small-scale producers within the Fairtrade system. For instance, producers have 50 percent of the voting power at the Fairtrade International General Assembly. Fairtrade Asia and Pacific is on the front lines providing support and getting important Fairtrade information to Producer Organisations, supporting them to understand and meet the Fairtrade Standards, and strengthening their organisations through trainings, workshops, and exchange visits on topics from good governance, to human rights, climate change adaptation and more. In partnership with the national Fairtrade organisations and Fairtrade International, they ensure that Fairtrade is working to strengthen livelihoods and empower farmers and workers.

In this report:

- **Monitoring Data (2023)**
- **Producer Satisfaction Survey (2023)**

**56% OF THE
FAIRTRADE
PREMIUM
GOING TO
ASIA AND PACIFIC
IS PAID TO PRODUCERS
IN INDIA AND
INDONESIA**



**94% OF ALL
FAIRTRADE
COTTON SALES
ARE FROM
INDIA**

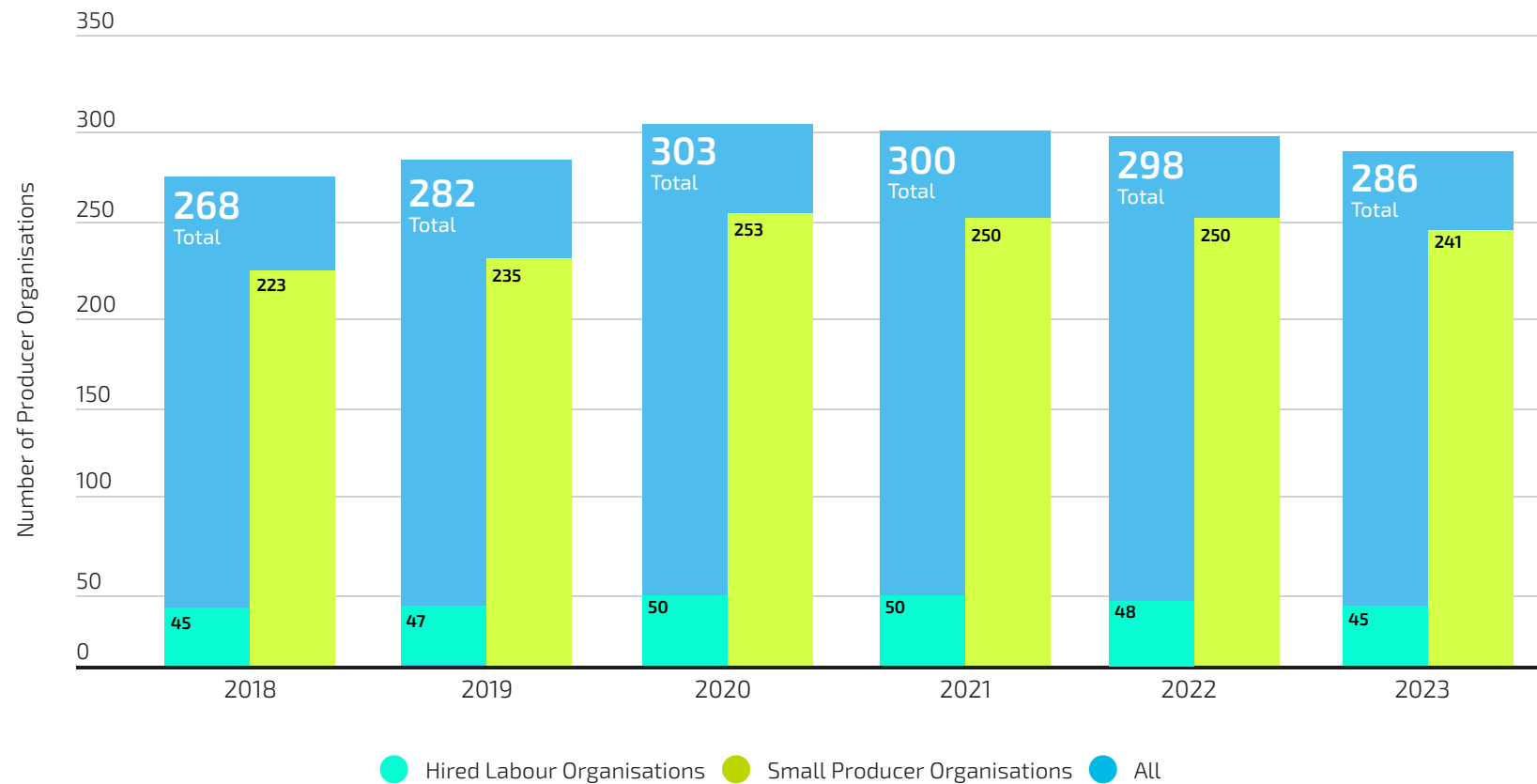


**43% OF THE
FAIRTRADE
PREMIUM
PAID TO PRODUCERS
IN ASIA AND
PACIFIC
GOES TO
COFFEE
PRODUCERS**



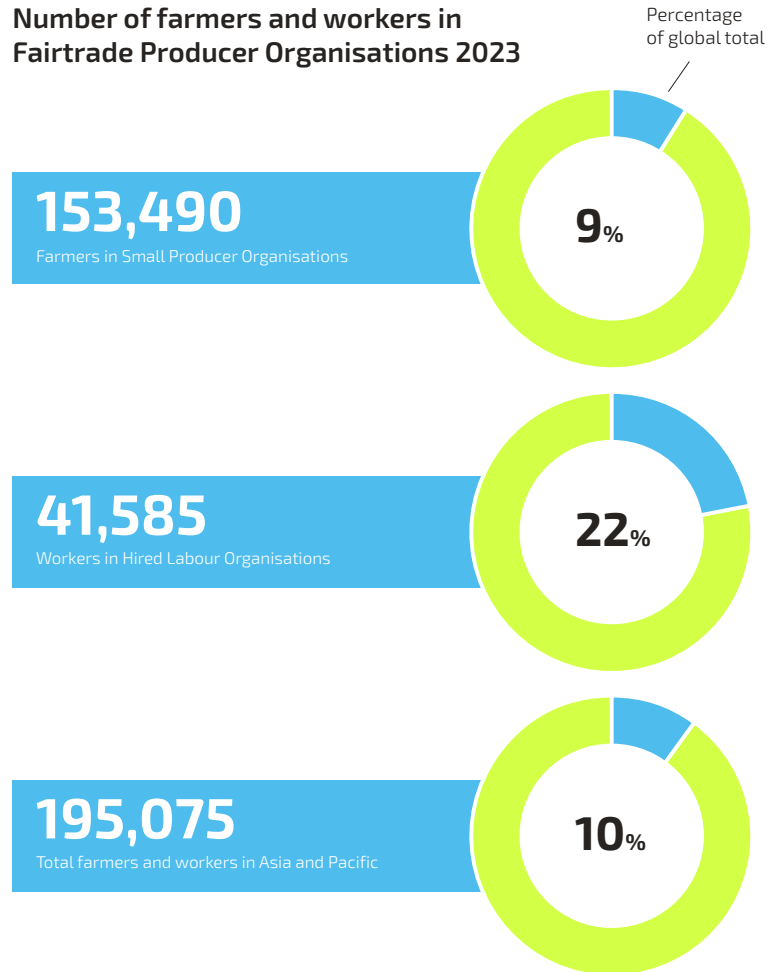
Fairtrade Monitoring Data

Fairtrade Asia and Pacific: Producer Organisations

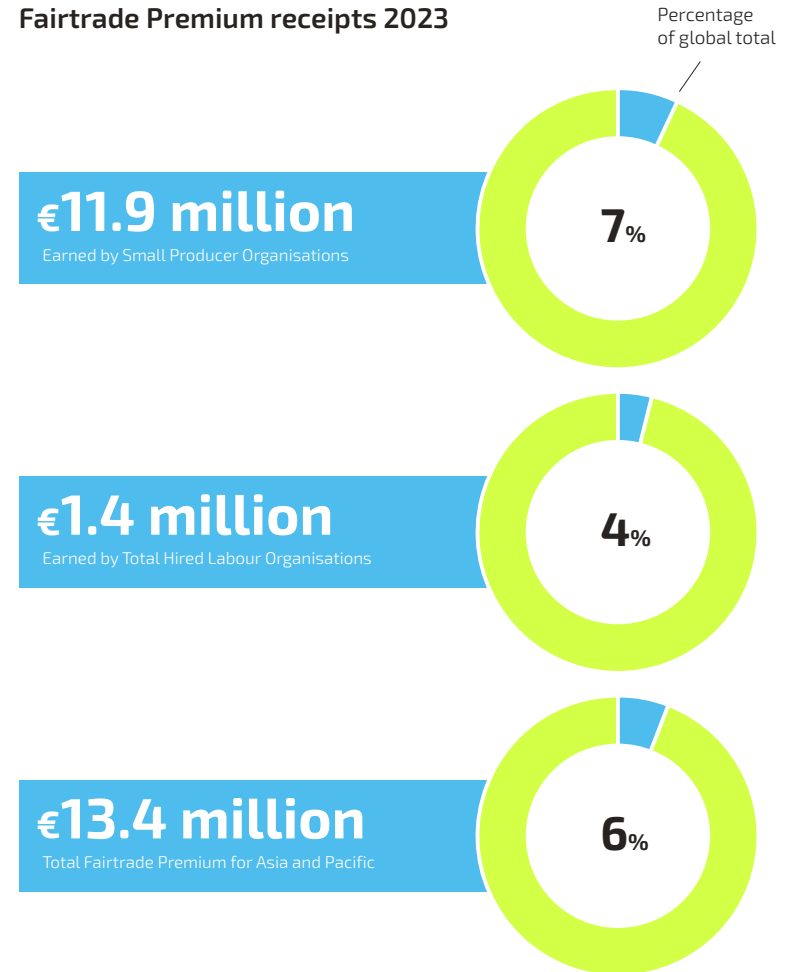


Fairtrade Asia and Pacific: Producers and Premium generated 2023

Number of farmers and workers in Fairtrade Producer Organisations 2023

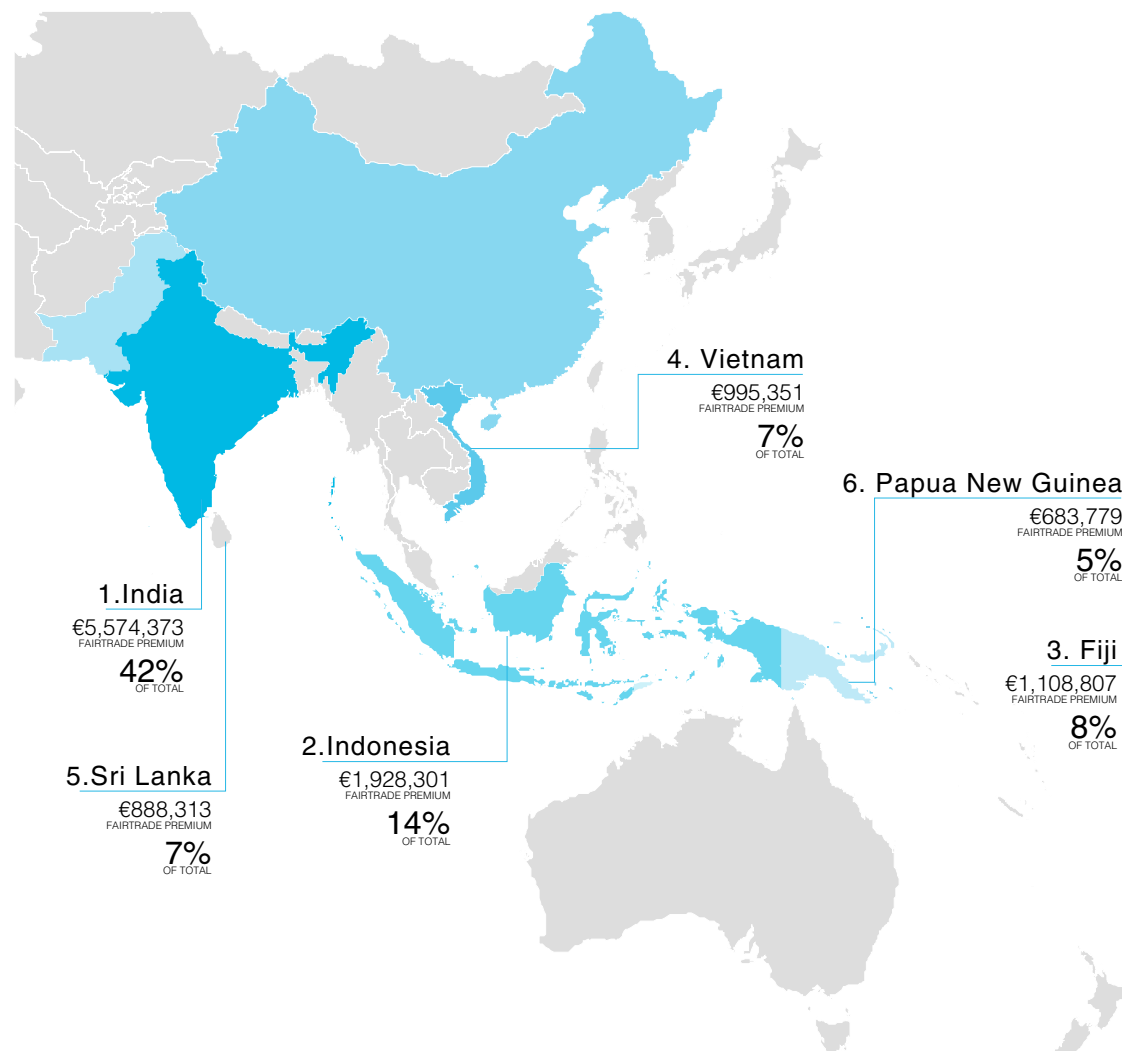


Fairtrade Premium receipts 2023



Note: Numbers may not sum due to rounding

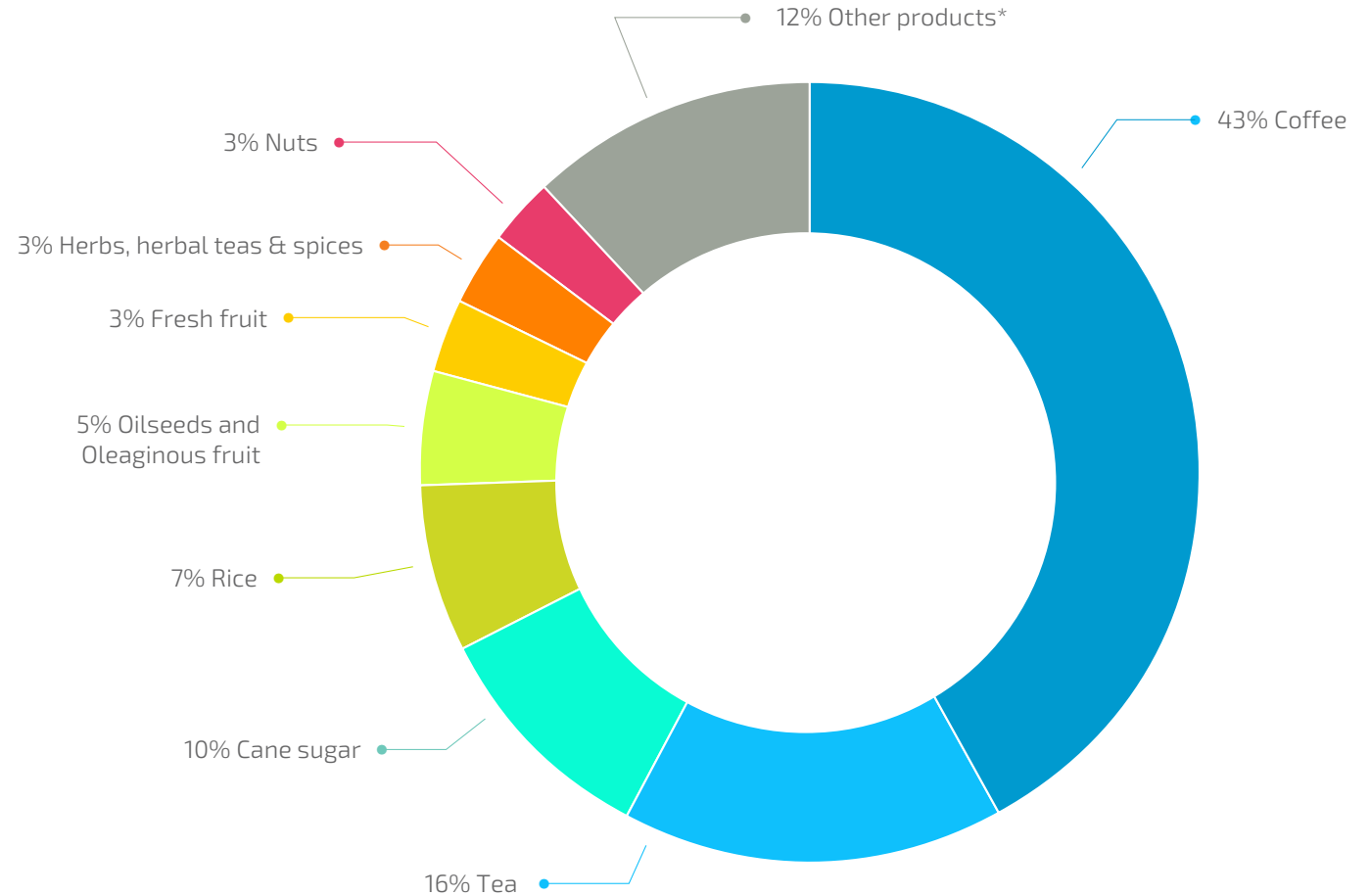
Fairtrade Asia and Pacific: Top Fairtrade Premium generating countries 2023



Percentages refer to total Fairtrade Premium earned by producers in Asia and Pacific

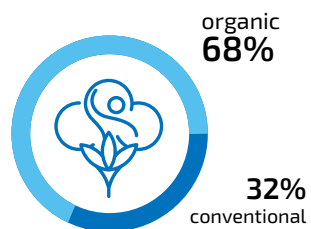
Fairtrade Asia and Pacific: Fairtrade Premium distribution by product 2023

Coffee	43%
Tea	16%
Cane sugar	10%
Rice	7%
Oilseeds and Oleaginous fruit	5%
Fresh fruit	3%
Herbs, herbal teas & spices	3%
Nuts	3%
Other products*	12%



*Other products includes vegetables, sportsballs, bananas, dried fruit, flowers and plants.

Fairtrade Asia and Pacific: Volumes sold on Fairtrade terms for key products 2023




Percentage of regional total

Cotton [in MT]

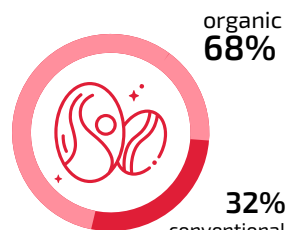
India	8.816
Other countries in Asia and Pacific	589

Cane sugar [in MT]

India	2.486
Other countries in Asia and Pacific	20.511



Percentage of regional total



Percentage of regional total

Coffee [in MT]

India	4.886
Indonesia	4.557
Vietnam	1.658
Other countries in Asia and Pacific	3.042

Fresh Fruit [in MT]

India	6.705
Other countries in Asia and Pacific	5.740



Metric tonnes abbreviated to MT.

Fairtrade Asia and Pacific: Volumes sold on Fairtrade terms for key products 2023



Herbs, Herbal teas & Spices

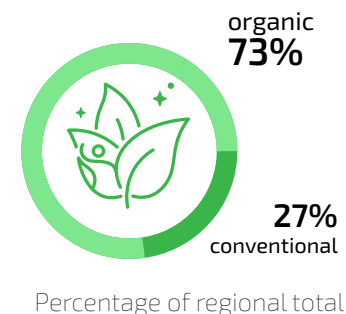
[in MT]

India	2.137
Sri Lanka	1.401
Indonesia	300
Other countries in Asia and Pacific	360

Tea

[in MT]

India	1.895
China	921
Other countries in Asia and Pacific	500



Rice

[in MT]

India	7.272
Other countries in Asia and Pacific	15.883

Oilseeds and oleaginous fruit

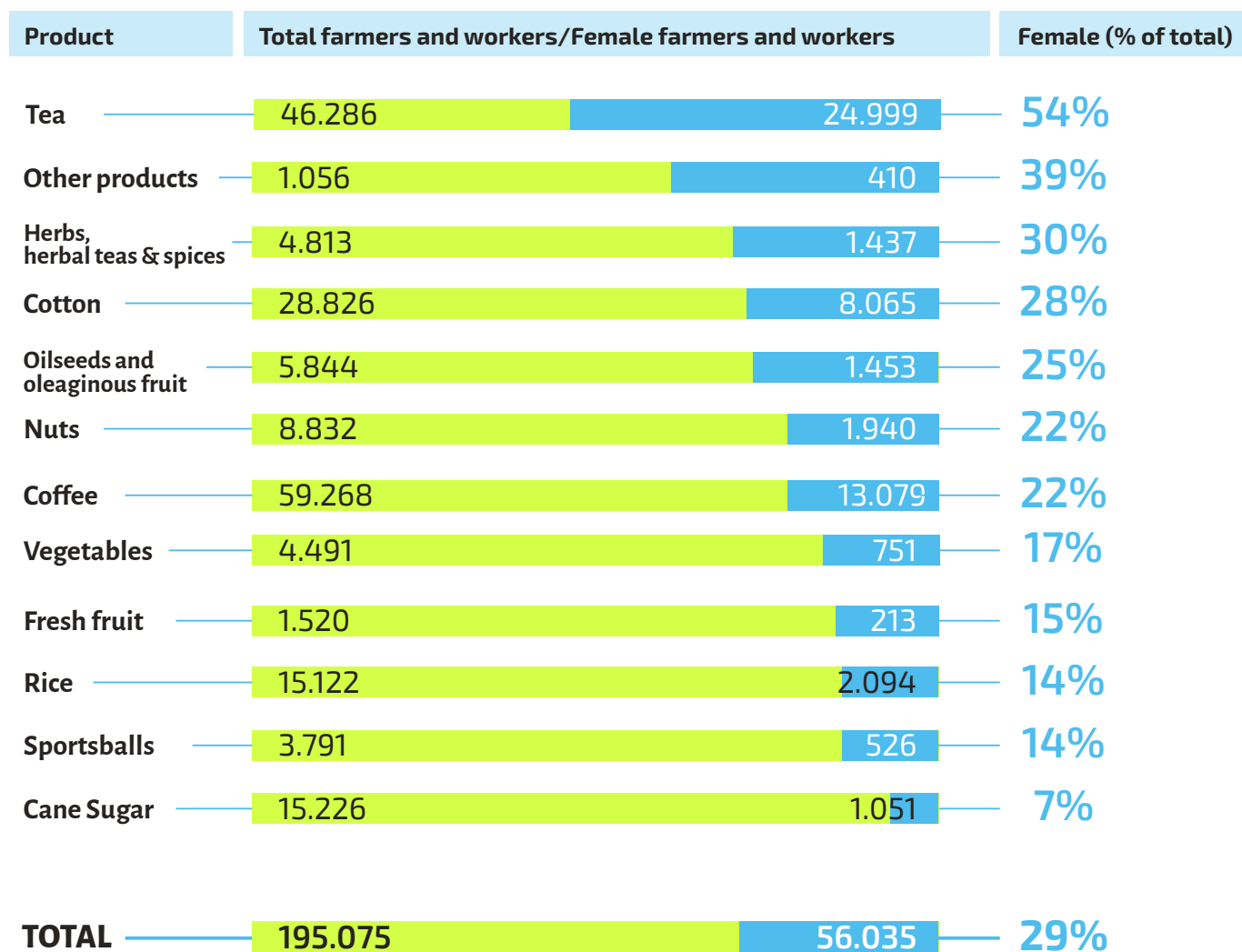
[in MT]



Sri Lanka	27.522
Other countries in Asia and Pacific	5.795

Metric tonnes abbreviated to MT.

Fairtrade Asia and Pacific: Percentage of women Fairtrade farmers and workers by product 2023



*Other products include: banana, cocoa, dried fruit, fruit juices, flowers and plants

Producer Satisfaction Survey

Survey implementation

The Producer Satisfaction Survey was first run in 2012 and 2015, overseen by Fairtrade International. As the Producer Networks took over the lead in organizing support services, NAPP began running its own survey in 2018. The most recent survey, and the one discussed in this report, was run in 2024 and looked at satisfaction with Producer Network support services provided in 2023. While the survey versions are not 100 percent identical across Producer Networks, there remain enough similarities to allow comparisons across key indicators.

The Producer Satisfaction Survey is a critical tool to enable understanding on how Producer Networks' work with Producer Organisations is going. It shows how Producer Organisations are receiving information and support from Producer Networks and how satisfied they are with received support. With this information, we can learn, adjust our approach as needed, and better serve Fairtrade Producer Organisations.



ONLINE SURVEY

The 2023 Producer Satisfaction Survey was conducted using an online tool, with email invitations sent to all Fairtrade Producer Organisations in the region.



EMAIL REMINDERS

After the invitation has been sent out, regular email reminders helped to increase response rate.



PRODUCER NETWORK STAFF FOLLOW UP

Producer Network staff contacted those Producer Organisations that had not responded to encourage them to do so.



COUNTRY AND PRODUCT-SPECIFIC UNDERSTANDING

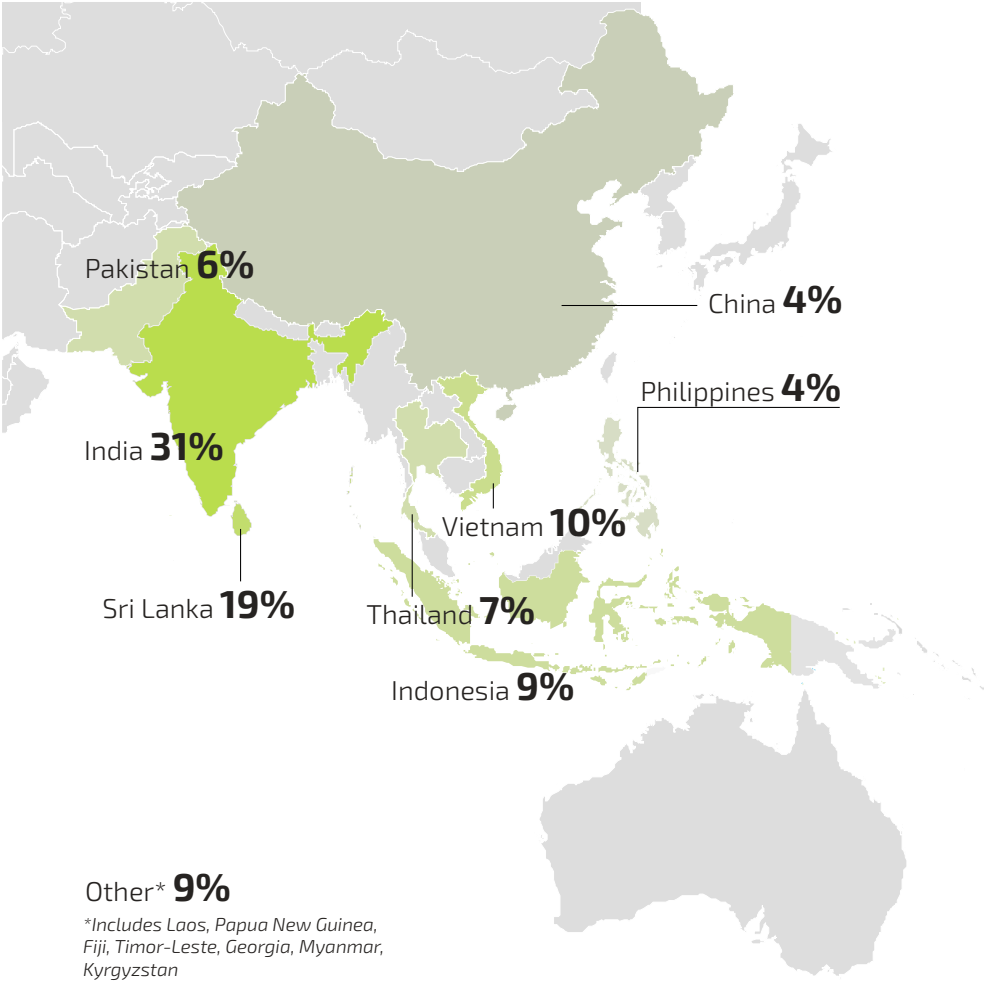
Analysis was done to better understand satisfaction both at the regional level as well as for particular countries and products.

Producer Satisfaction Survey: Response rate and sample distribution

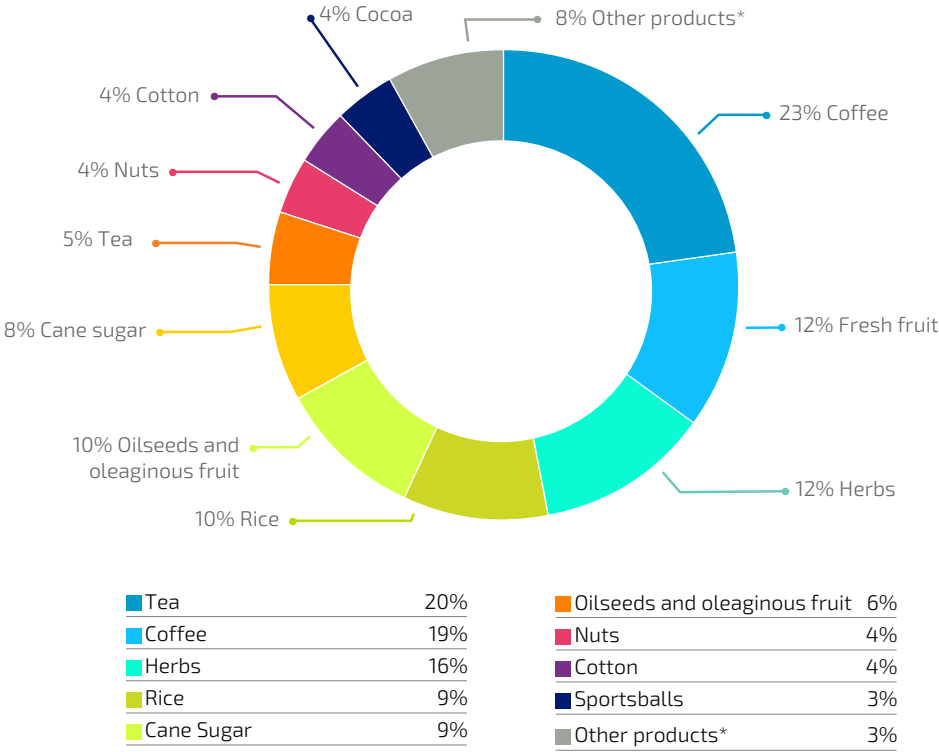


55% response rate
(147 PO respondents out of 268 surveyed)

Producer Organisation Country



Producer Organisation Main Product

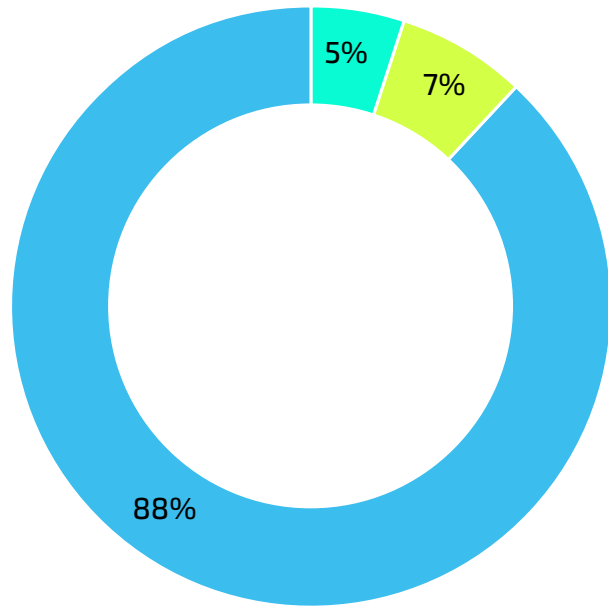


**Includes cocoa, flowers and plants, banana and pulp*

Overall satisfaction with Fairtrade producer support

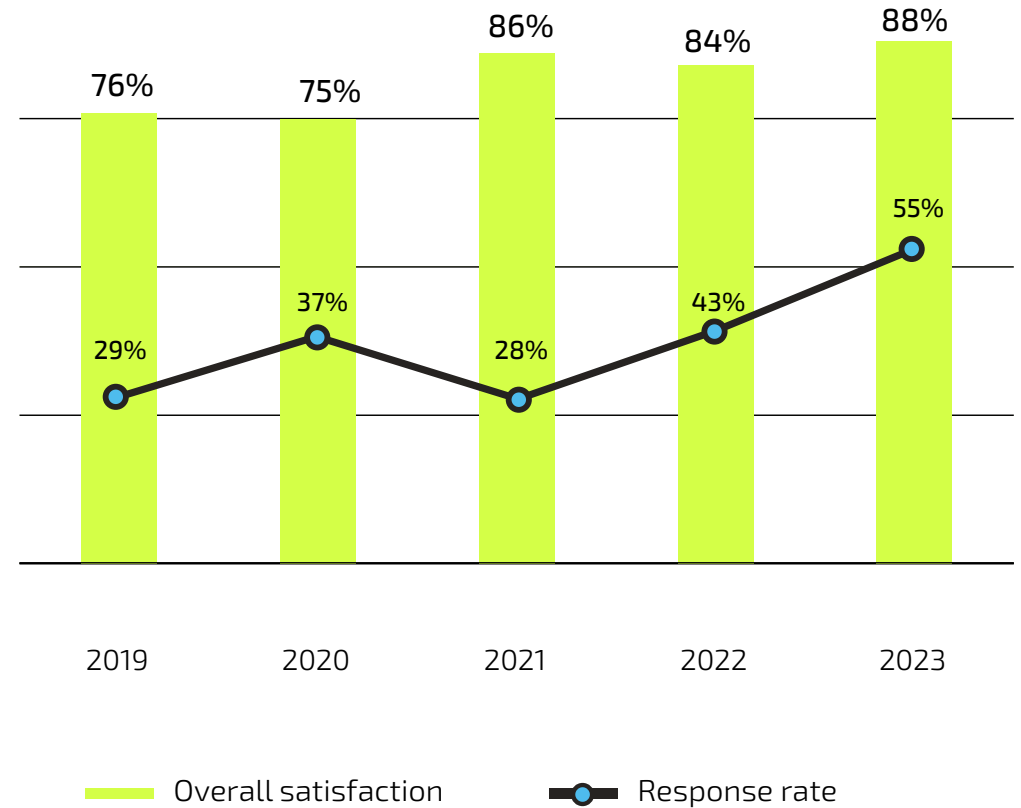
Overall, 88% percent of Fairtrade Producer Organisations surveyed are satisfied or very satisfied with producer support activities in 2023. This high number reflects the hard work of many Producer Network staff as well as detailed annual planning to ensure that Producer Organisation needs are being met. Producer Satisfaction Survey results from previous years have also been used to make action plans and address areas of weakness.

Overall satisfaction in 2023



Very Unsatisfied or Unsatisfied Neutral
Satisfied or Very Satisfied

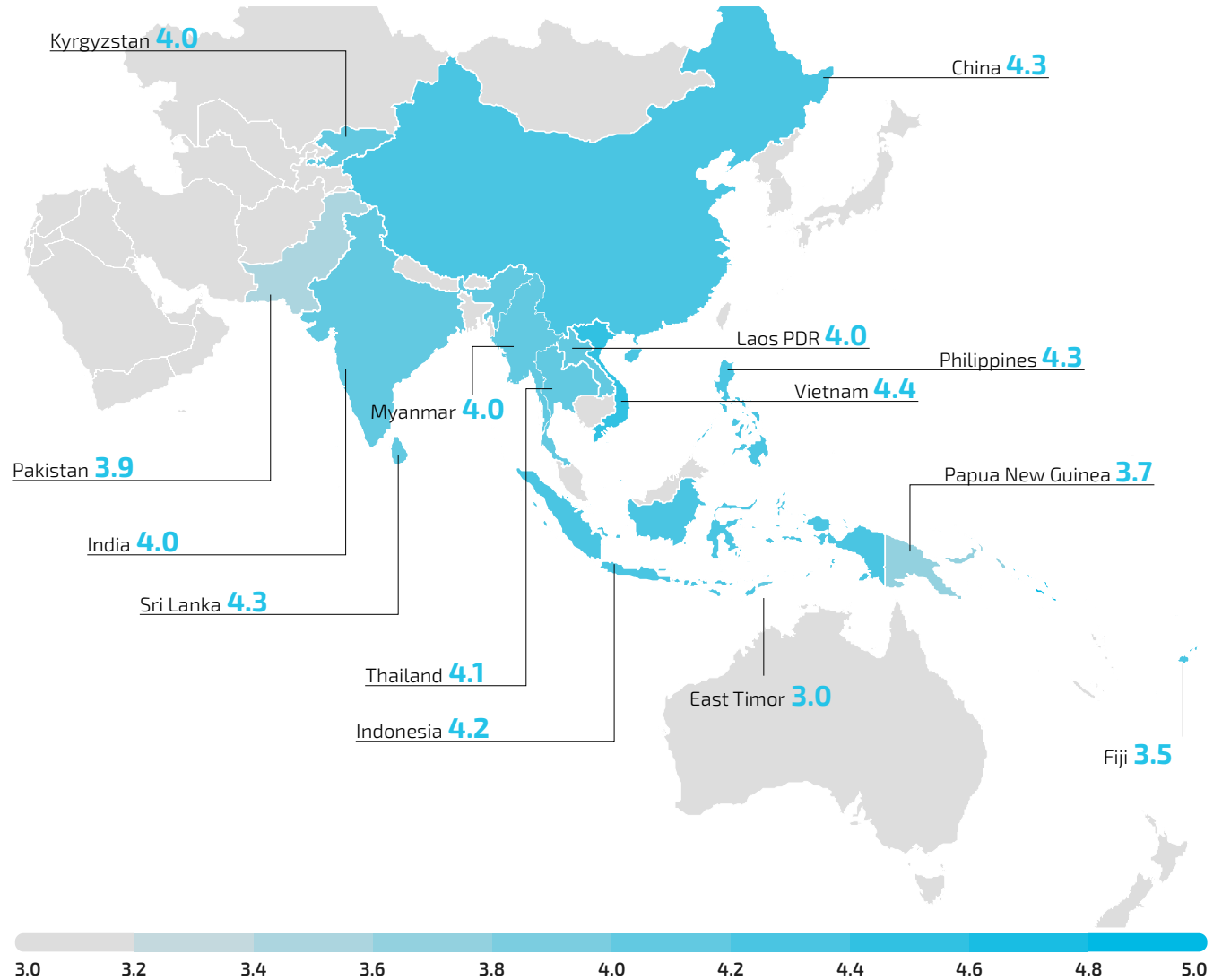
Overall satisfaction over time (% of very satisfied or satisfied Producer Organisations)



Satisfaction with Fairtrade producer support by country

Detailed country-specific analysis of results shows that satisfaction is typically lagging in areas where it is not possible to place a Producer Network staff member (meaning that physical visits are not possible) or where the number of Producer Organizations has increased drastically in recent years (meaning that it is difficult to keep up with the demand for support).

Country- and product-specific satisfaction results have already been incorporated into Producer Network planning activities, with extra attention to be given to areas of concern.



The scores are out of a scale from 1 to 5, being 5 the highest score.

Most important benefits of being part of certification scheme

Which of the following potential benefits of being part of a certification scheme are most important to you / your Producer Organisation?

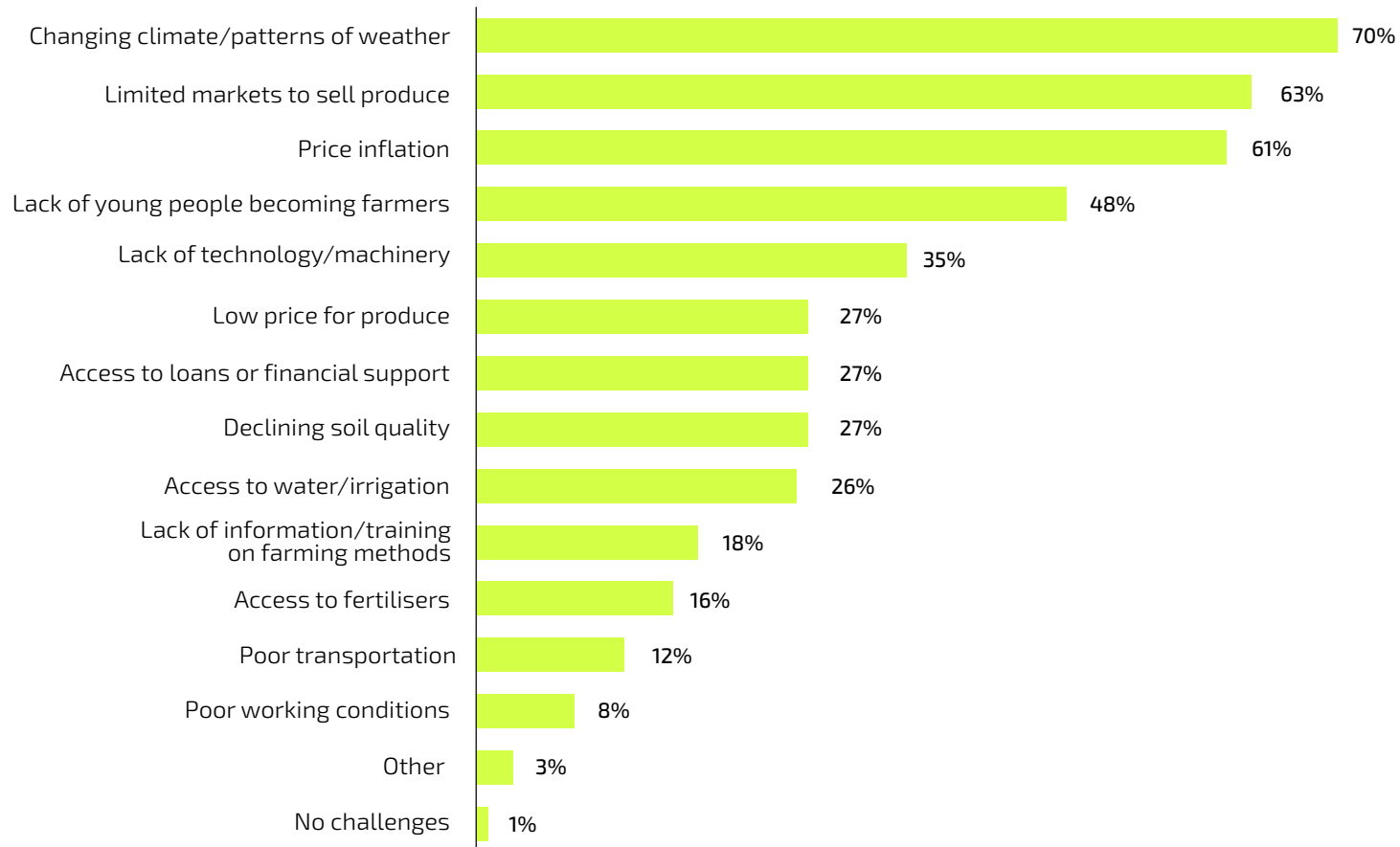


Better price for your produce and an additional monetary premium to invest are notably more important to producer organisations in Asia and Pacific region

Producer organisations rate support to protect against climate/weather and improving women's participation/opportunities to become leaders as similarly important

Top challenges Producer Organisations are facing

What are the top two challenges that you are facing currently as a farmer or producer/member of your Producer Organisation?



More than half of the producer organisations in Asia and Pacific picked changing climate/and patterns of weather and limited markets to sell produce in the top two challenges

Price inflation was rated as similarly challenging by producer organisations

Satisfaction with direct support

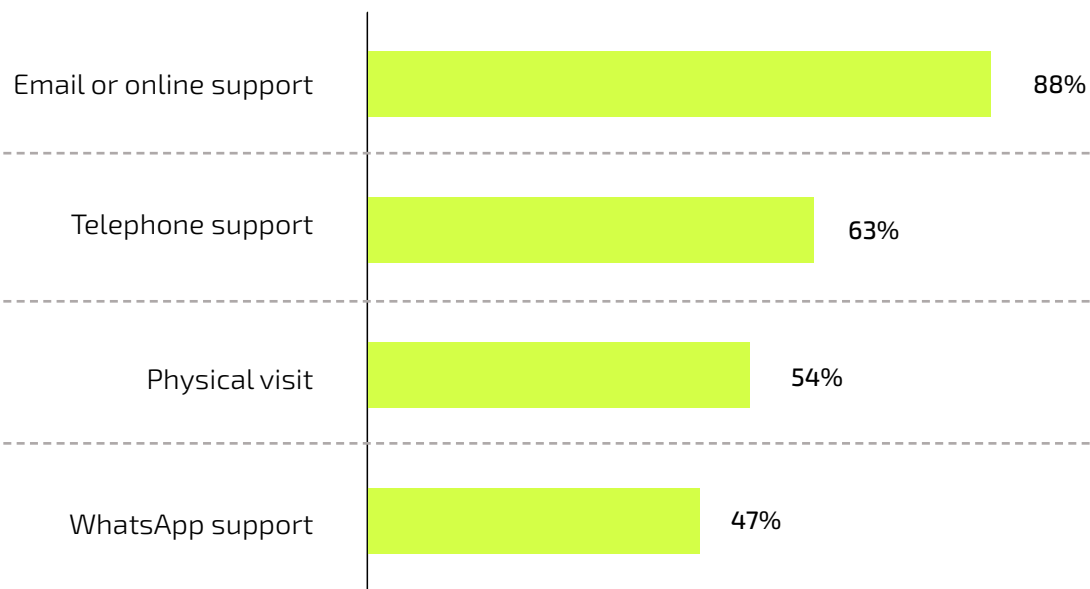
The Producer Networks provide direct, one-on-one support to the Fairtrade Producer Organisations in their region through two primary means: physical visits and remote support.

Typically, physical visits mean a Producer Network field officer physically travels to the offices of the Producer Organisations and offers the support in person, usually for complex issues, or for training events or workshops.

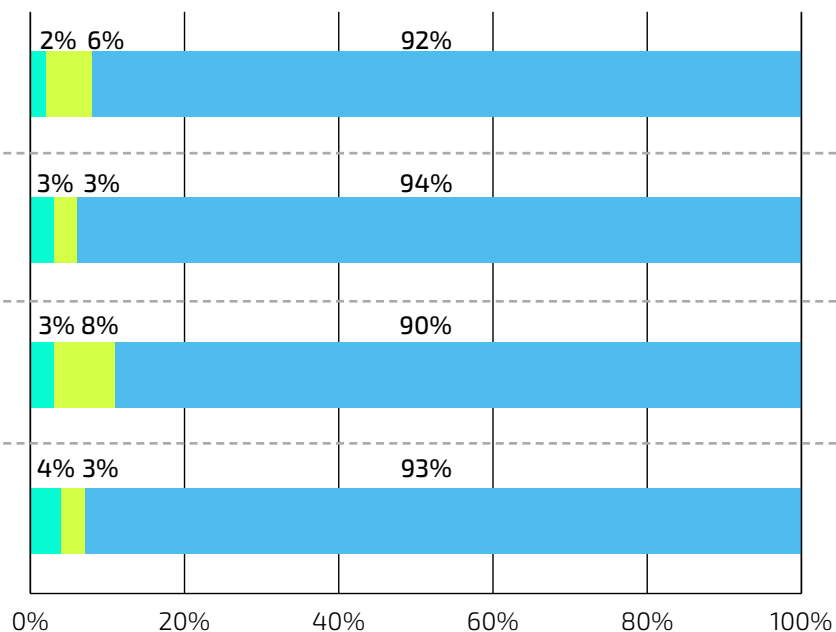
For remote support, Producer Network field officers or Producer Network secretariat staff offer support to the Producer Organisation via emails, webinars, telephone or live online chats.

Remote support is mostly used for unplanned requests for support, when the issues in question require similar support to be given to multiple Producer Organisations spread over a large geographic area, when there is an overlapping of activities, and/or when support is simply delivered without the need for a visit.

Percent of Producer Organisations that received direct support



Level of satisfaction with direct support



Very Unsatisfied or Unsatisfied Neutral Satisfied or Very Satisfied

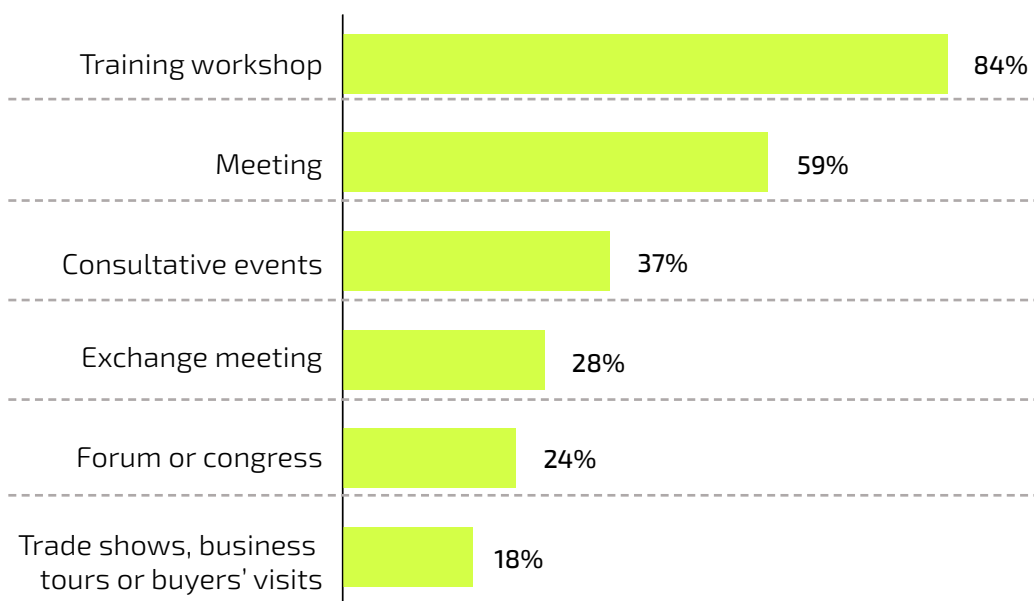
Satisfaction with events

Producer Networks also run group events for Producer Organisations to facilitate dialogue and build capacity around relevant topics. The types of events organized include training workshops, consultative events, trade shows, Producer Organisation exchange visits and producer networking events. Typically, in the latter two cases, Producer Organisations and producers themselves learn directly from the experiences of other Producer Organisations and producers selling similar products in similar geographies with the Fairtrade Producer Network serving mainly as a facilitator.

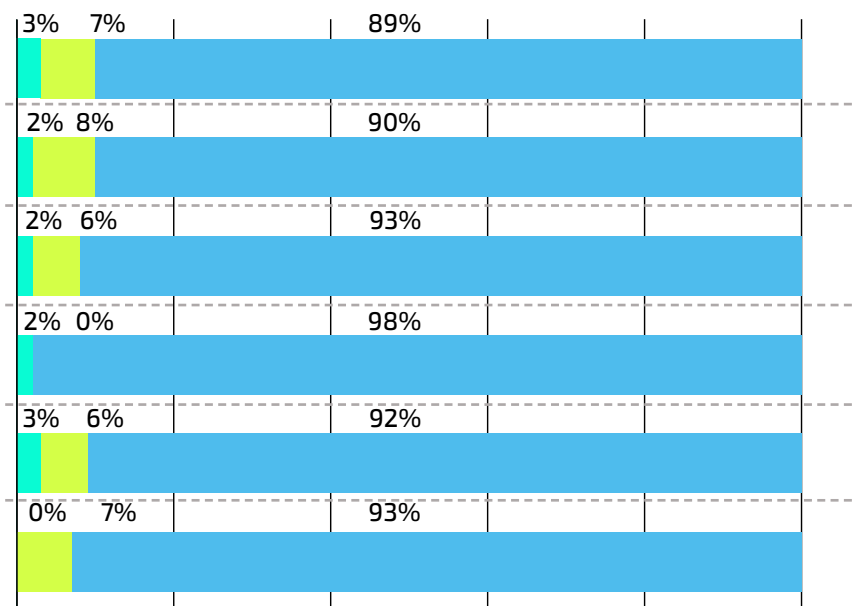
Each of these types of events will attract a different mix of Producer Organisations and be aimed at achieving different outputs and outcomes. For example, a successful output for a training workshop focused on producer action plans would be increased Producer Organisation capacity, so that this increased capacity allows the action plans to be constructed and implemented.

A successful output for an exchange visit would be greater social networks for knowledge exchange between Producer Organisations and practice demonstrations so that these Producer Organisations use this knowledge with their members for improving practice. Producer Organisation satisfaction with all types of events was very high, ranging from 89 percent satisfied or very satisfied with training workshops to 98 percent satisfied or very satisfied with exchange meeting/visit.

Percent of Producer Organisations that attended events



Level of satisfaction with events



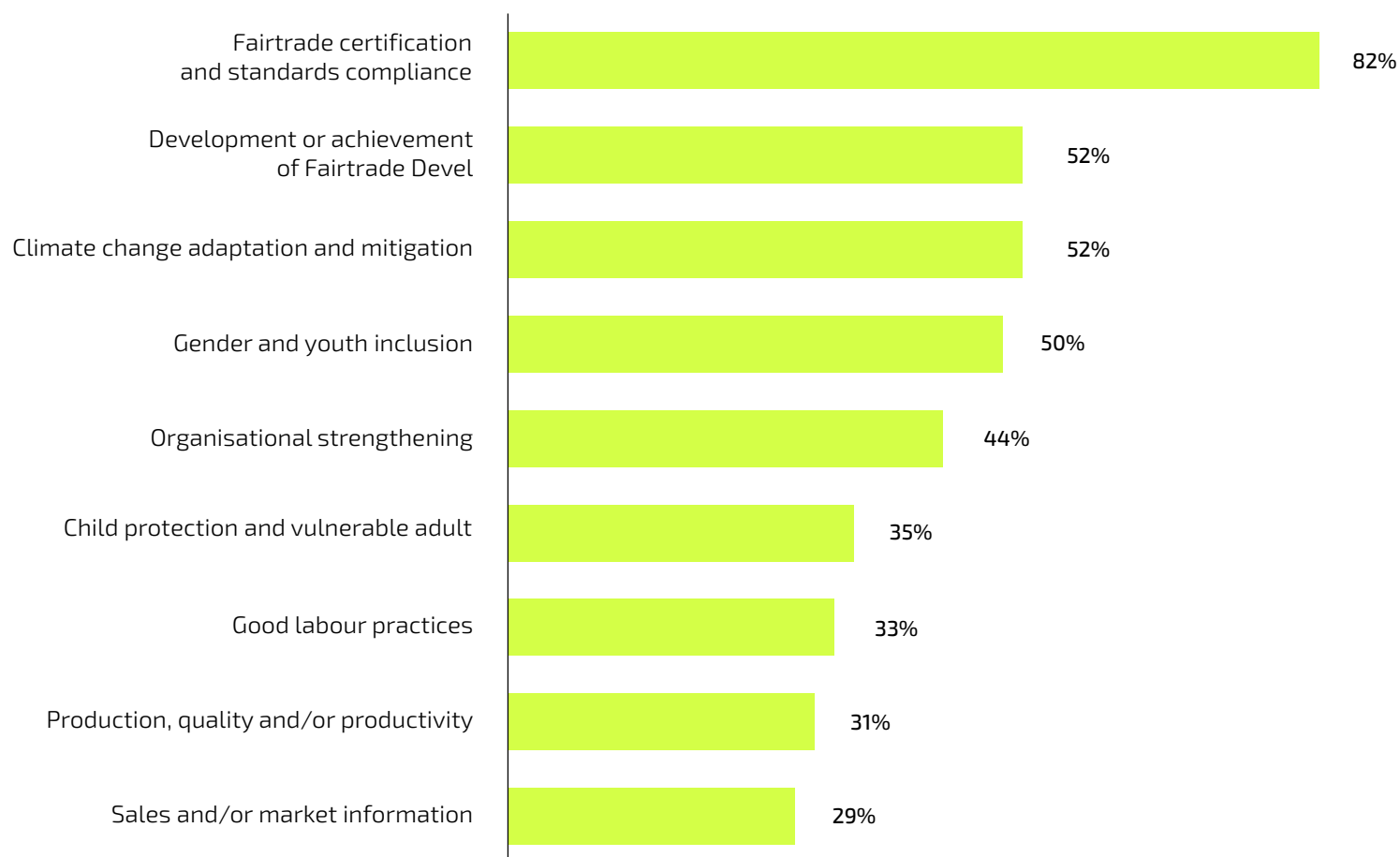
Very Unsatisfied or Unsatisfied Neutral Satisfied or Very Satisfied

Key Topics of Fairtrade producer support services

During support activities with Producer Organisations, Producer Networks cover topics such as maintaining Fairtrade certification, developing Fairtrade Development Plans or increasing sales. Training on these topics is often intended to enable the Producer Organisation to do some specific tasks or take some specific action.

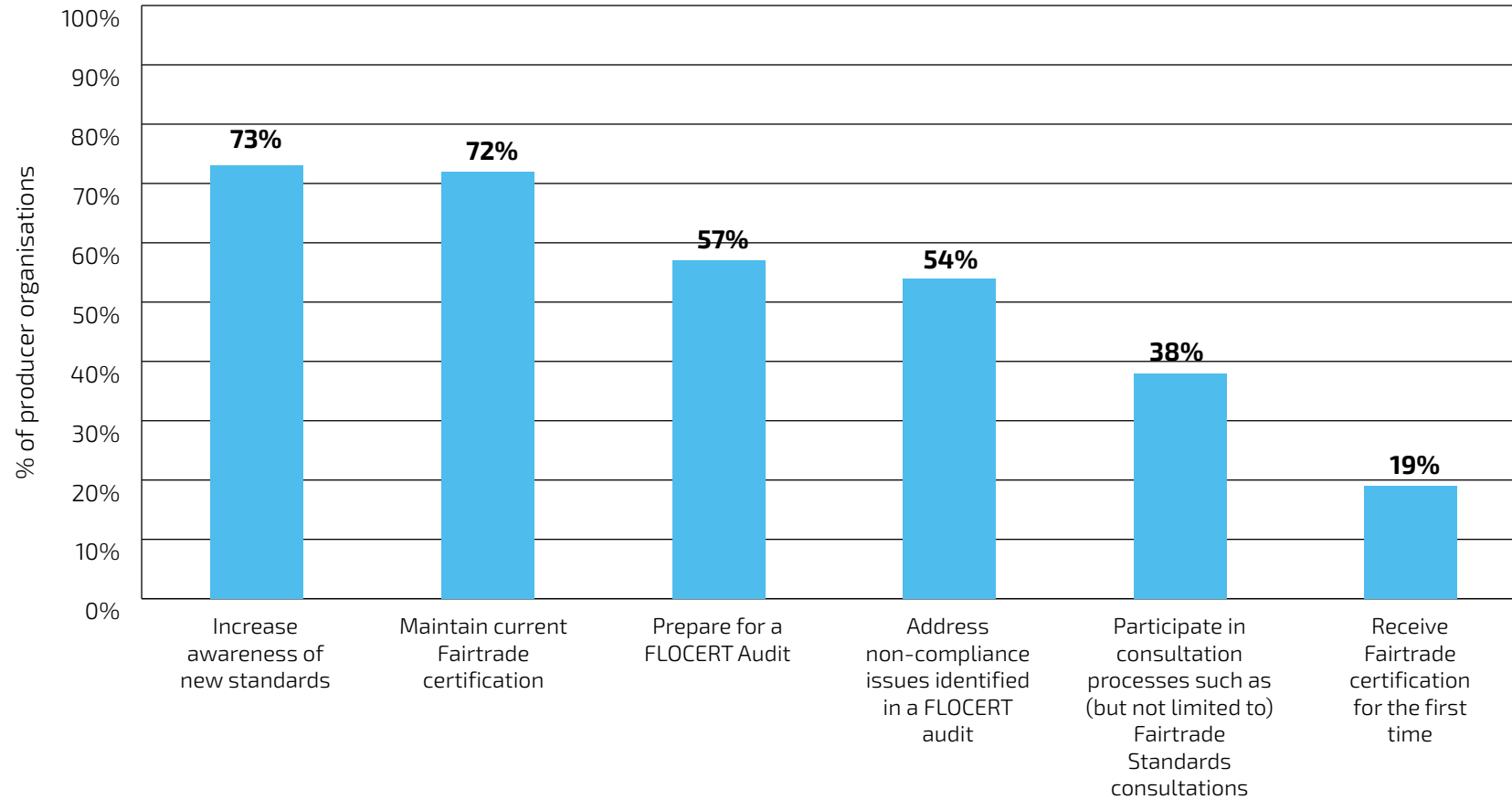
The survey asked Producer Organisations what were the outcomes of direct support or events provided by Producer Network. Following pages show what actions Producer Organisations report taking after receiving different types of support.

Percent of Producer Organisations that received support on specific topic



Key outcomes of Fairtrade producer support by topic

Fairtrade certification and standards compliance

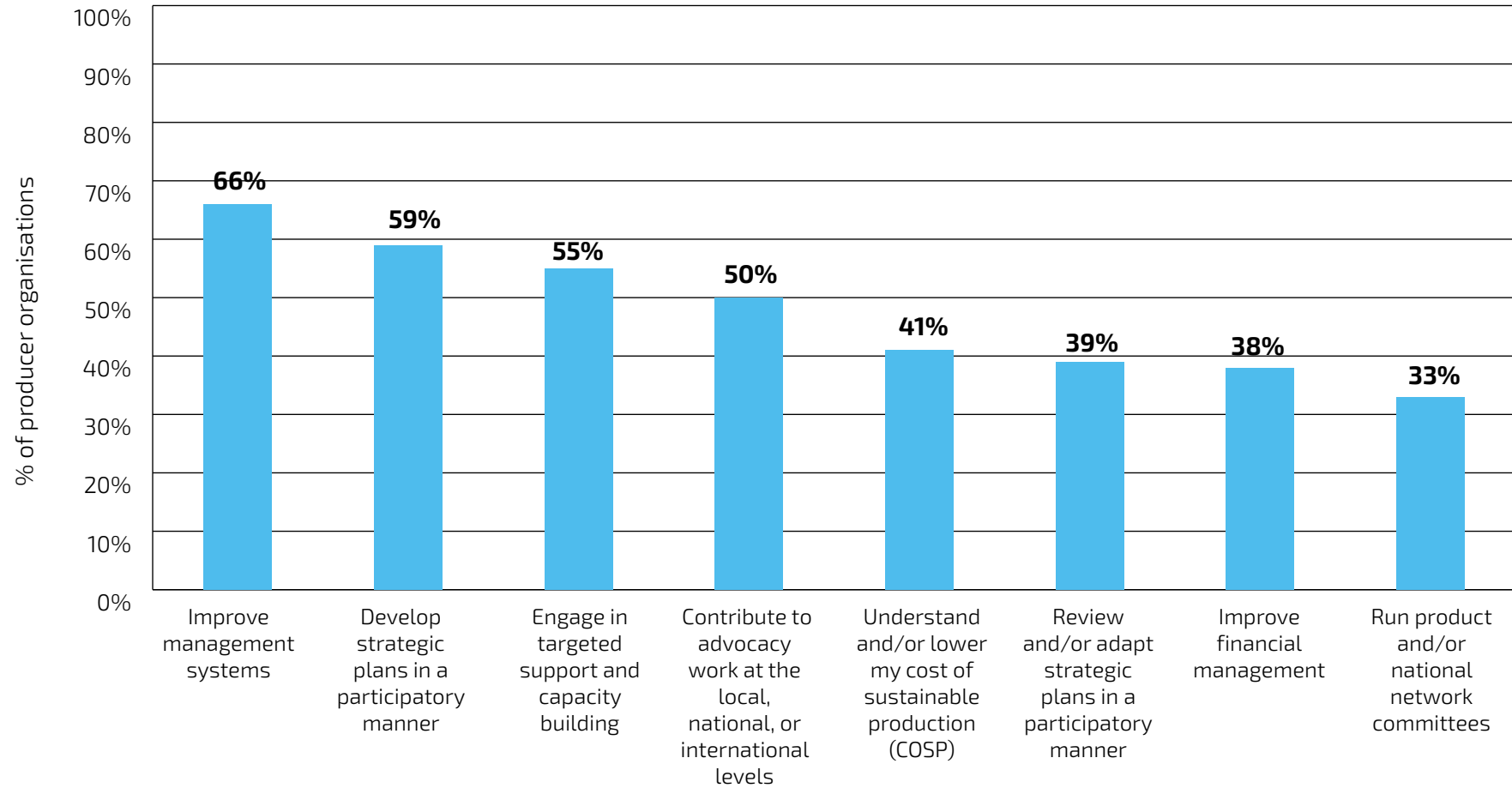


82% of producer organisations received support on Fairtrade certification and standards compliance

Support on Fairtrade certification and standards was most helpful for increasing awareness of new standards.

Key outcomes of Fairtrade producer support by topic

Organisational strengthening

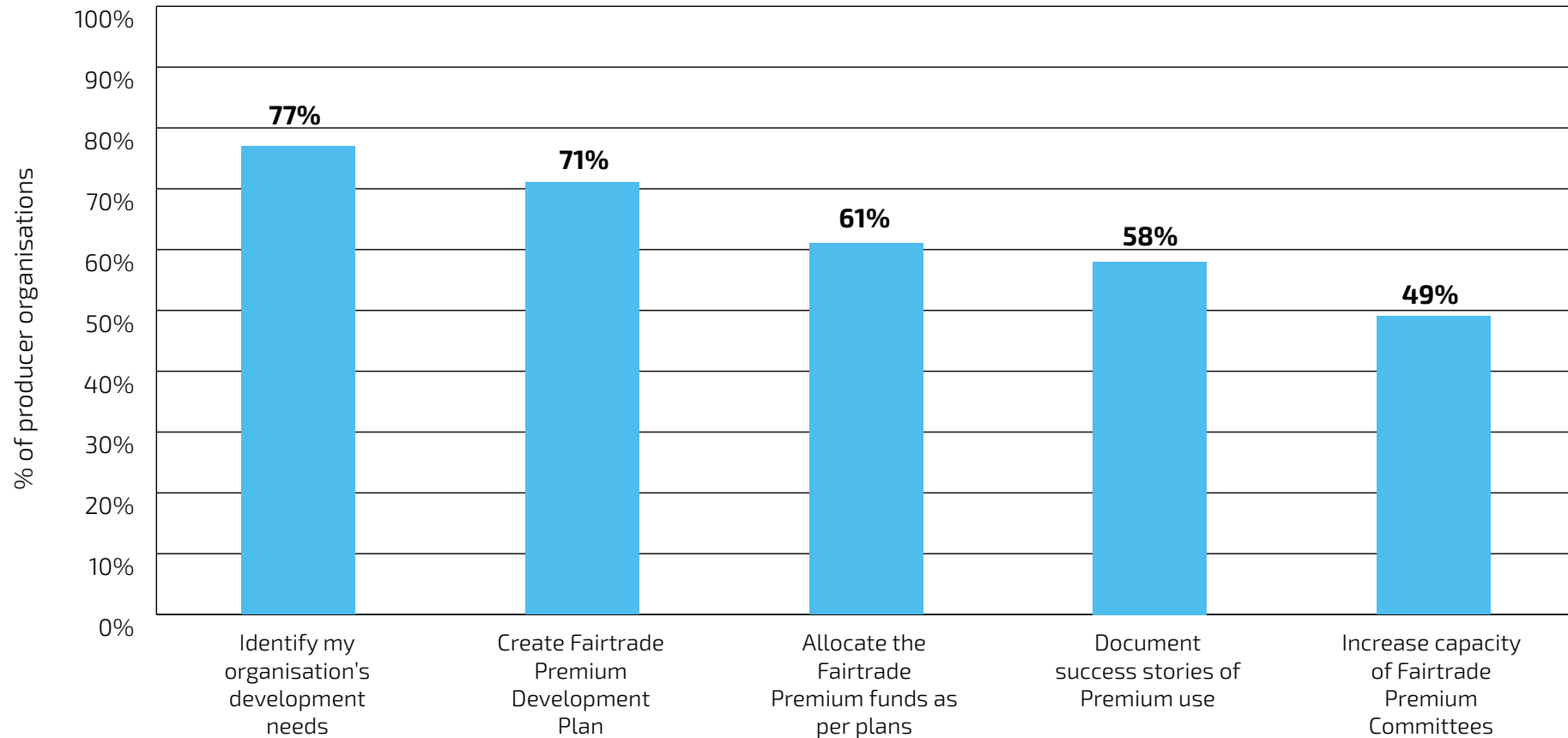


44% of producer organisations received support on organisational strengthening

Key outcome of organisational strengthening support was improved management systems. In addition, producer organisations reported that this support helped them to develop strategic plans in a participatory manner.

Key outcomes of Fairtrade producer support by topic

Fairtrade Development Plans

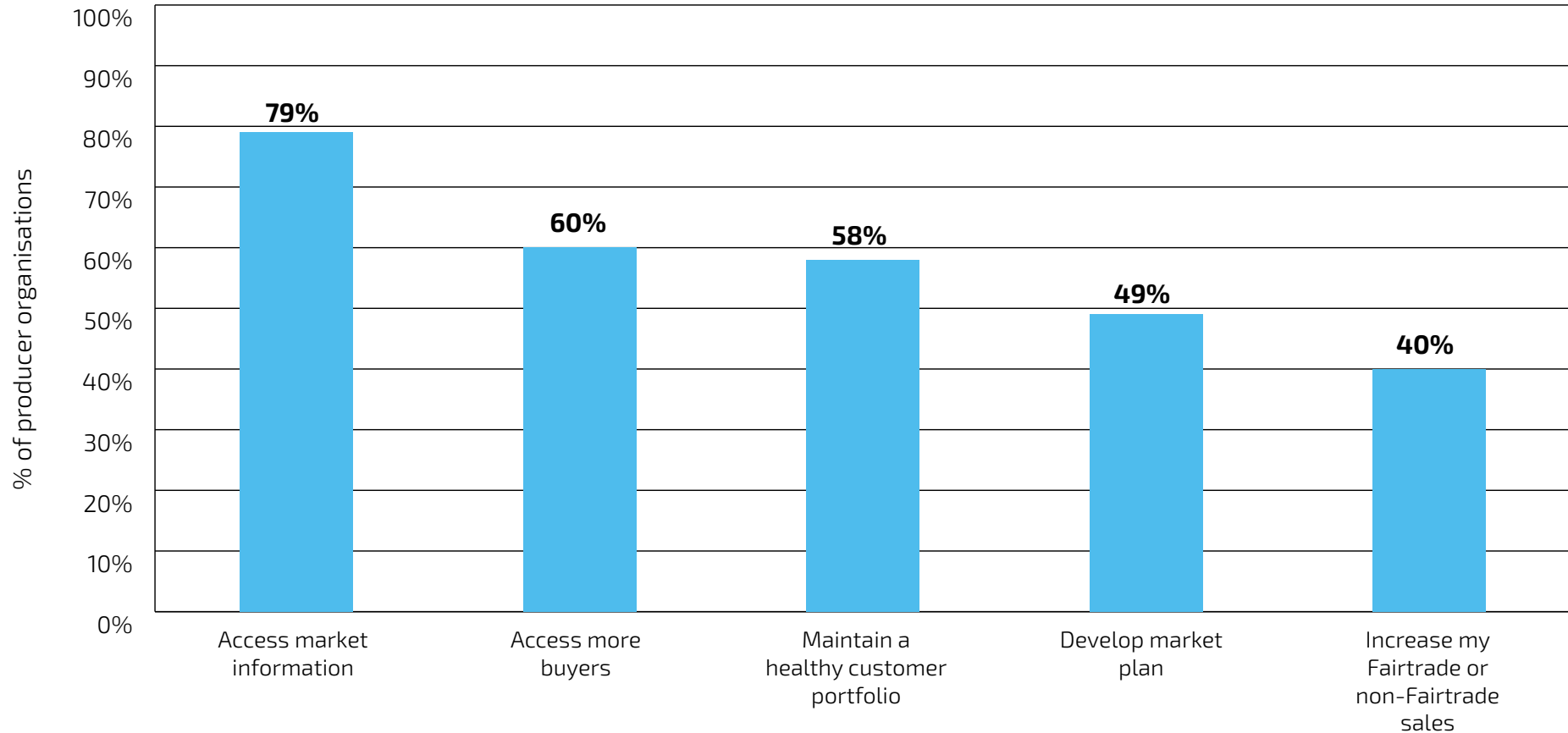


52% of producer organisations received support on Fairtrade Development Plans

Support on Fairtrade Development Plans allowed producer organisations to identify their organization's development needs.

Key outcomes of Fairtrade producer support by topic

Sales and/or market information

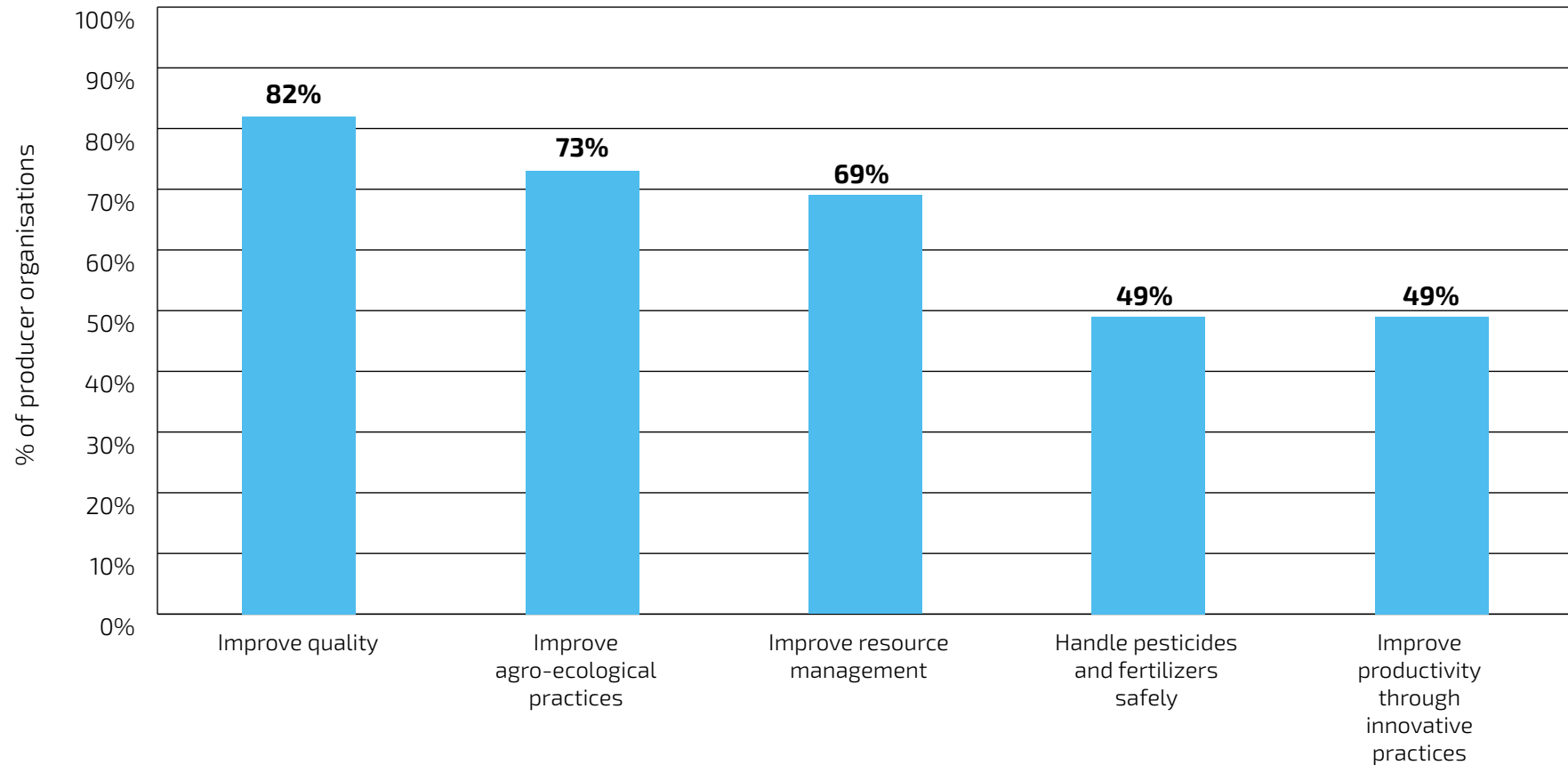


29% of producer organisations received support on sales or market information

Producer organisations reported that this support services allowed them to access market information and access more buyers.

Key outcomes of Fairtrade producer support by topic

Production, quality and/or productivity

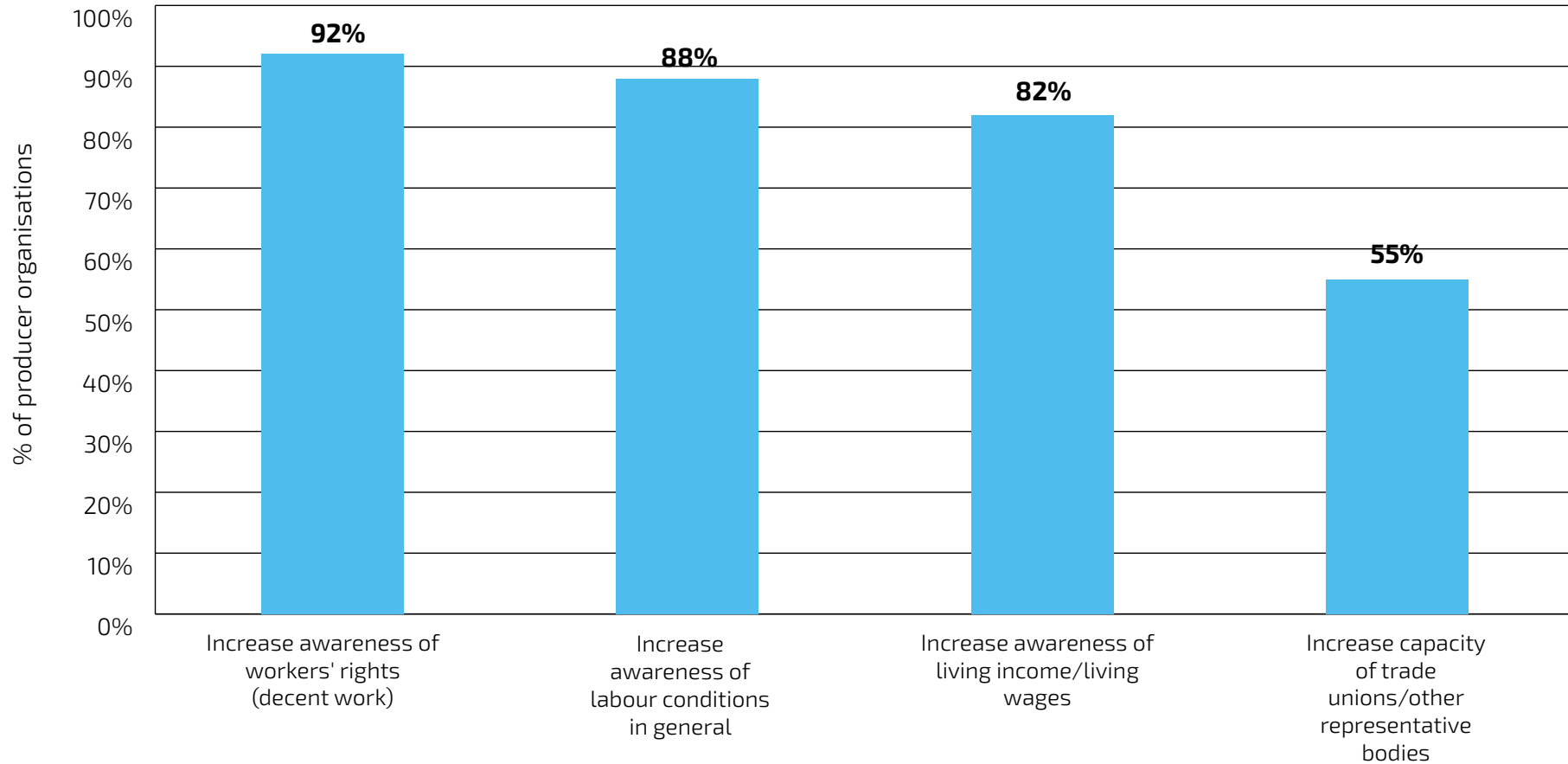


31% of producer organisations received support on production, quality or productivity

The producer organisations that received production support reported several outcomes. Improved quality and agro-ecological practices are one of the most reported outcomes.

Key outcomes of Fairtrade producer support by topic

Good labour practices

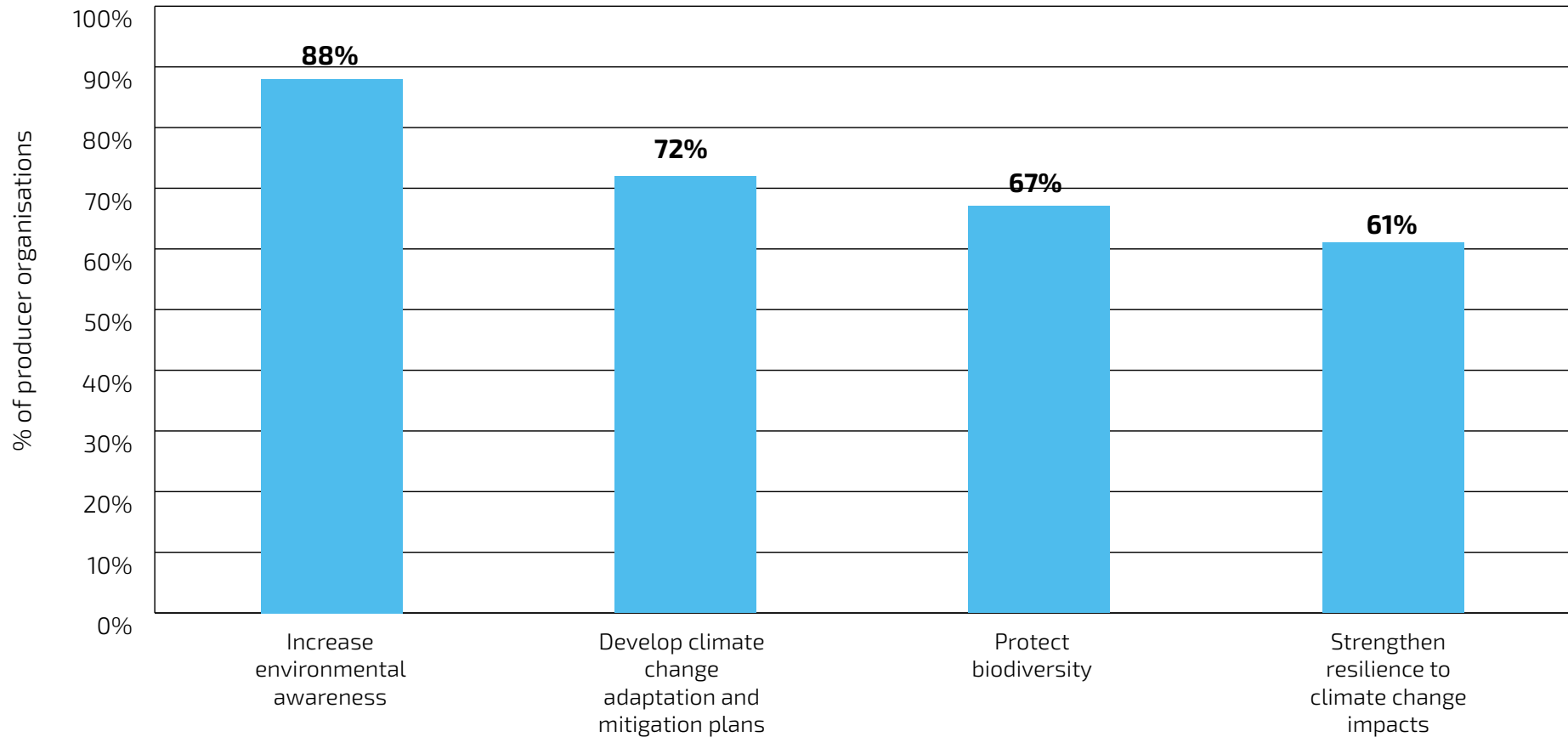


33% of producer organisations received support on good labour practices

Key outcomes of support on good labour practices were related to increased awareness of workers' rights, labour conditions and living income/living wages.

Key outcomes of Fairtrade producer support by topic

Climate change adaptation and mitigation

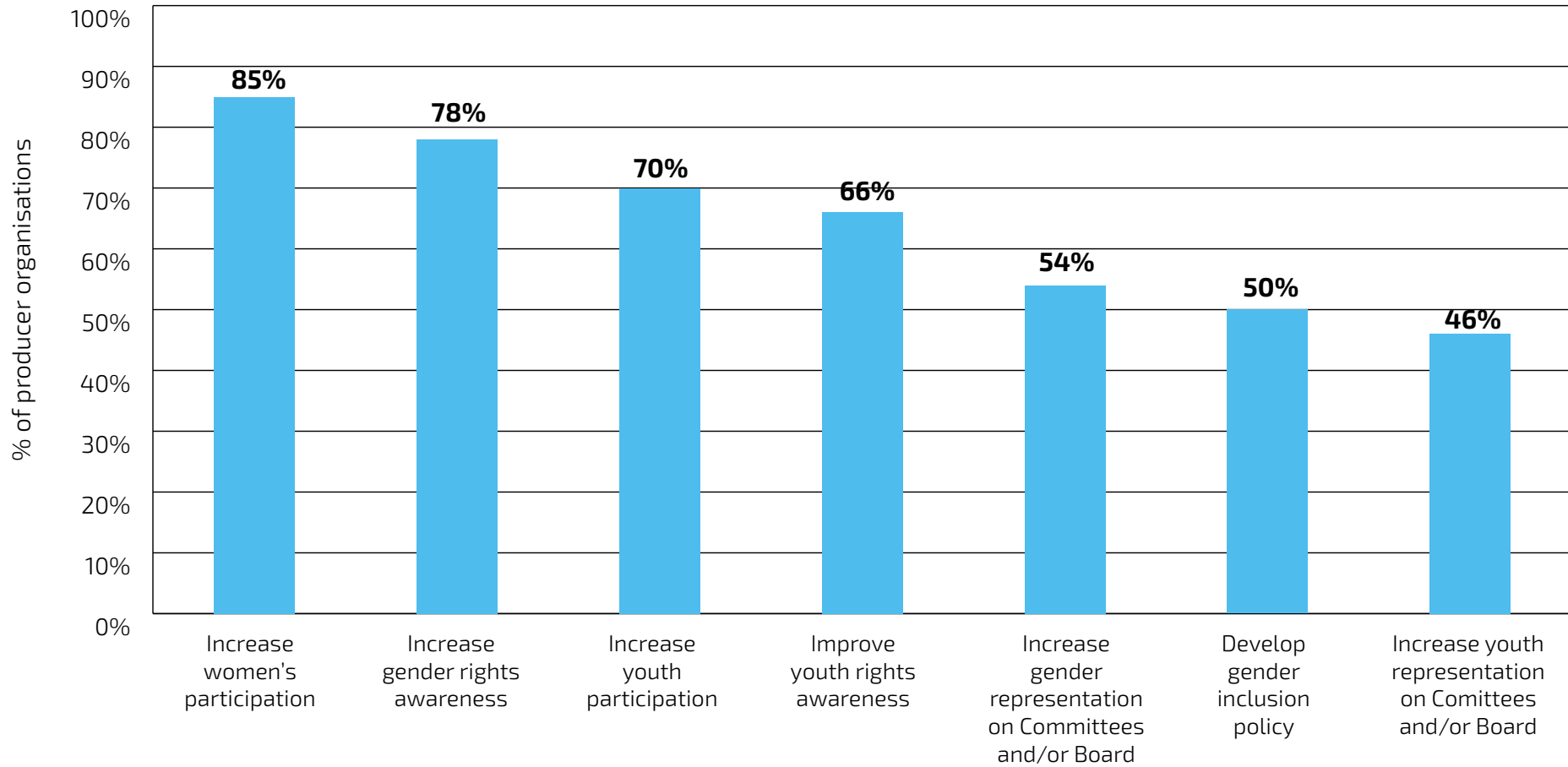


52% of producer organisations received support on climate change adaptation and mitigation

Producer organisations that received support on climate change reported that it was most helpful for increasing environmental awareness.

Key outcomes of Fairtrade producer support by topic

Gender and youth inclusion

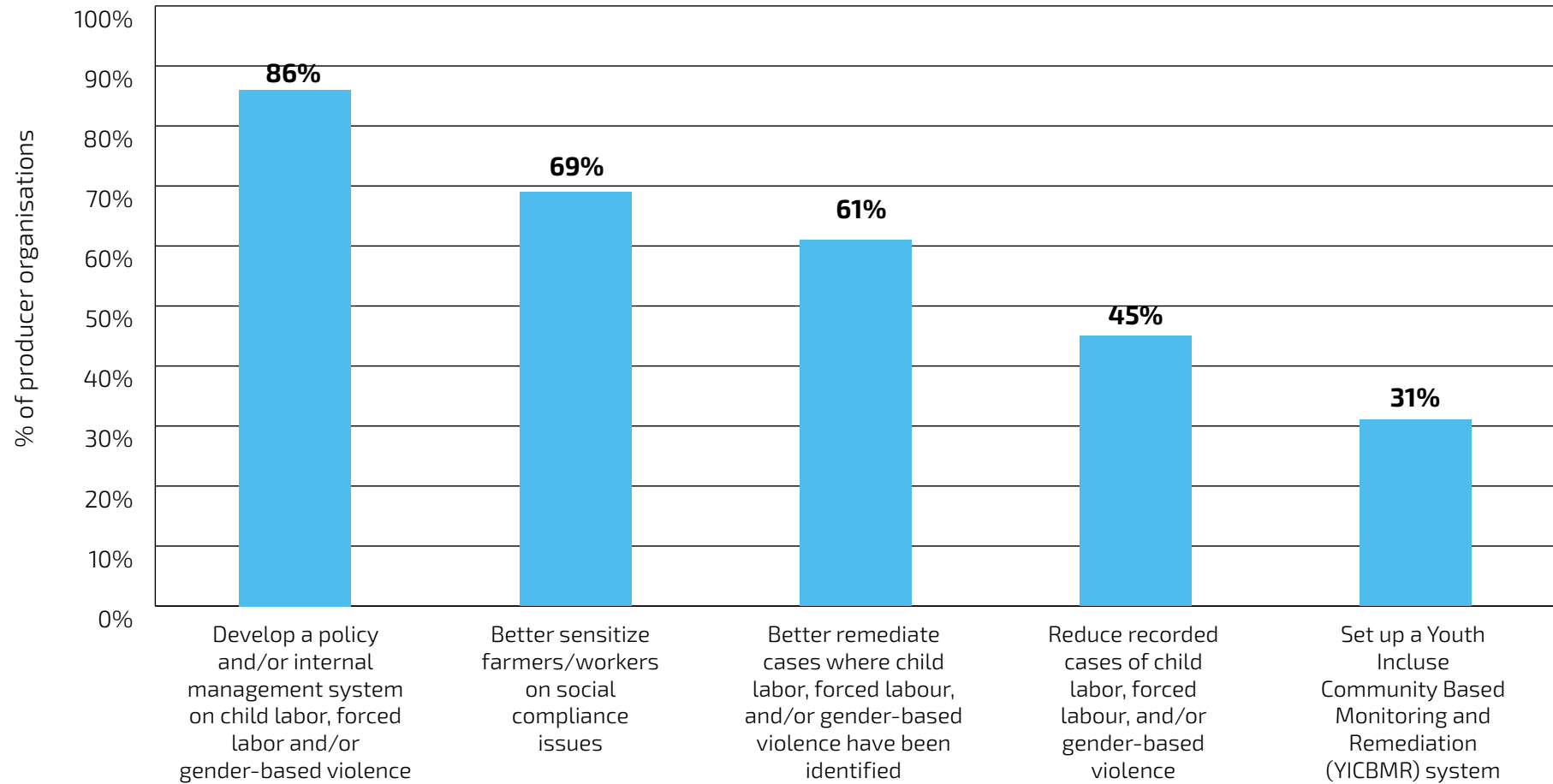


50% of producer organisations received support on gender and youth inclusion. Key outcomes

Key outcomes of this support were related to increased women's participation, as well as gender rights awareness.

Key outcomes of Fairtrade producer support by topic

Child protection and vulnerable adults



35% of producer organisations received support on child protection

Producer organisations reported that this support helped them in developing a policy and/or internal management system on child labour, forced labour, and/or gender-based violence.

Recommendations and feedback

Here we have included some examples of some recommendations and feedback given by Producer Organisations during the 2024 Producer Satisfaction Survey. Feedback was given in the respondent's preferred language and translated into English. The full suite of feedback is available to each of the Producer Networks.

Producer support and advisory services to SPOs to help them reduce noncompliance

Support in finding new buyers and expanding Fairtrade markets

Conduct market research to identify new opportunities and trends

Develop programs to recognize and reward outstanding members for their contributions to Fairtrade goals

More onsite visits than online communication

Support funding for the establishment of vocational groups for children and women, or to allocate learning resources to continuously and appropriately enhance their capabilities.

Improve product management of Fairtrade products

Increased amount of training workshops

Support to develop project proposals and advocacy with funding for the betterment of climate and environment

Emphasize sustainability initiatives to address environmental challenges

Enhance communication channels for timely updates

About monitoring data in this report

The monitoring data in this report come from two sources: CODImpact and Fairtrace.

The CODImpact monitoring dataset contains data collected from Producer Organisations during audits. Not all Producer Organisations are audited in a given year, in which case the data are completed using the latest available record. In this report, Fairtrade Premium generated and sales volumes for smaller products, and the number of farmers and workers for all Producer Organisations, are sourced from CODImpact.

The second source of data is Fairtrace, which stores all transactions in a given year from Fairtrade Premium payers. Fairtrade Premium generated and sales volumes for the top 7 products (coffee, bananas, cocoa, flowers and plants, tea, sugar and cotton) are reported from Fairtrace.

The data have been extensively checked and cleaned. However, in a monitoring project of this magnitude there may be some areas of inaccuracy, such as:

- There may be missing information from Fairtrade certified Producer Organisations that is not taken into account because of quality.
- There may be missing information in some questionnaires from certified Producer Organisations that was not reported by auditors.
- There may be wrong data or data that were not validated.
- Figures are subject to change. Data may change in the future after receiving new reports or as a result of continuous data quality checks.

The number of certified organisations is counted as the number of Producer Organisations at the end of the calendar year with any of the following certification statuses: certified, suspended or permission to trade.

Under the terms of confidentiality agreements with Fairtrade Producer Organisations, data may only be publicly reported in aggregate form. Displaying the data is restricted to not in any way expose sensitive information belonging to a single Producer Organisation, Fairtrade Premium payer or trader. Where there are fewer than three Fairtrade certified Producer Organisations in a country, and market-sensitive business information could be deduced, we do not report aggregated data on the Producer Organisations.

DISCLAIMER

Fairtrade International is not responsible for the accuracy of the data. The report has been compiled to the best of our knowledge and is provided for informational purposes only. Fairtrade International reserves the right to update the monitoring data as new information becomes available. Data quality checks are performed continuously, thus the data presented can change in future reports. The data are provided 'as is' and no warranty of any kind is given for the accuracy and reliability of the data. Fairtrade International will not be liable for any claims or damages related to the quality and completeness of the data, as far as it is permitted under law.





**the
future
is fair**

Fairtrade International • Bonner Talweg 177, 53129 Bonn, Germany

Telephone: +49 (0)228 949230 • info@fairtrade.net • www.fairtrade.net/en